

# **New York State Testing Program**

## **English Language Arts and Mathematics, and Elementary-Level and Intermediate-Level Science Paper-Based Tests**

**Teacher's Directions  
Spring 2025**

**Grades 4, 5, 6, and 8**

**2025**



THE UNIVERSITY OF THE STATE OF NEW YORK  
Regents of The University

LESTER W. YOUNG, JR., <i>Chancellor</i> , B.S., M.S., Ed.D. ....	Beechhurst
JUDITH CHIN, <i>Vice Chancellor</i> , B.S., M.S. in Ed. ....	Little Neck
ROGER TILLES, B.A., J.D. ....	Manhasset
CHRISTINE D. CEA, B.A., M.A., Ph.D. ....	Staten Island
WADE S. NORWOOD, B.A. ....	Rochester
JAMES E. COTTRELL, B.S., M.D. ....	New York
CATHERINE COLLINS, R.N., N.P., B.S., M.S. in Ed., Ed.D. ....	Buffalo
LUIS O. REYES, B.A., M.A., Ph.D. ....	New York
SUSAN W. MITTLER, B.S., M.S. ....	Ithaca
FRANCES G. WILLS, B.A., M.A., M.Ed., C.A.S., Ph.D. ....	Ossining
ARAMINA VEGA FERRER, B.A., M.S. in Ed., Ph.D. ....	Bronx
SHINO TANIKAWA, B.A., M.S. ....	Manhattan
ROGER P. CATANIA, B.A., M.A., M.S., C.A.S., Ph.D. ....	Saranac Lake
ADRIAN I. HALE, A.S., B.A. ....	Rochester
HASONI L. PRATTS, B.S., M.P.A. ....	Brooklyn
PATRICK A. MANNION, B.A., M.B.A. ....	Fayetteville
SEEMA RIVERA, B.A., M.S., Ph.D. ....	Slingerlands

**Commissioner of Education and President of the University**

BETTY A. ROSA, B.A., M.S. IN ED., M.S. IN ED., M.ED., ED.D.

**Senior Deputy Commissioner, Office of Education Policy**

JEFFREY A. MATTESON

**Deputy Commissioner, P-12 Operational Support**

JASON HARMON

**Assistant Commissioner, Office of State Assessment**

ZACHARY WARNER

The State Education Department is pleased to announce the following appointments to the Office of the State Education Commissioner, Office of Education Policy, Office of P-12 Operational Support, and Office of State Assessment. The appointments are effective as of the dates indicated below. For more information, please contact the Office of Human Resources, Room 528B, Education Building, Albany, New York 12234.

Commissioner of Education and President of the University: Betty A. Rosa, effective 12/12/15.

Senior Deputy Commissioner, Office of Education Policy: Jeffrey A. Matteson, effective 12/12/15.

Deputy Commissioner, P-12 Operational Support: Jason Harmon, effective 12/12/15.

Assistant Commissioner, Office of State Assessment: Zachary Warner, effective 12/12/15.










**STEP SIX**

# Administer the 2025 Grades 4, 5, 6, and 8 English Language Arts Paper-Based Test



... SAY. ... **not** ...

G

Headphones, headsets, or in-ear headphones such as earbuds, and

Any other device capable of recording audio, photographic, or video content, or capable of viewing or playing back such content, or sending/receiving text, audio, or video messages

**SAY** If you brought any of these items to the building today, and have not already stored it in your locker or turned it over to me, a test monitor, or school official, you must give it to me now.

You may not keep your cell phone or any of these items with you, or near you, including in your pockets, backpack, desk, etc. If you keep a cell phone or any of these items with you, your examination will be invalidated and you will get no score. Is there anyone who needs to give me any of these items now?

This is your last opportunity to do so before the test begins.

**SAY** You will be taking the 2025 English Language Arts Test. There are two sessions for this test. Today, you will answer the questions in Session 1. Tomorrow, you will answer the questions in Session 2.

This test gives you a chance to show your teachers what you have learned in English Language Arts this year. The test will not affect your classroom grade. Your school uses the results of the test to make sure you have the support you need to succeed. Please try your best.

Today, you will read some passages and answer questions about what you have read. You will mark your answers to multiple-choice questions on your Session 1 answer sheet and you will write your responses to the written-response questions directly in your test booklet. Only responses written in your test booklet will be scored. You will have as much time as you need today to answer the questions.

**SAY** This is the answer sheet you will use to mark your answers to the multiple-choice questions during today's test session. Look at your answer sheet and make sure your answer sheet says Session 1.

When marking answers on your answer sheet, you must darken the circle for the letter that matches your answer for each question. Be sure to use only a No. 2 pencil. You may not use a pen or highlighter on your answer sheet. When you darken the circles, make heavy black marks.

If you make a mistake, erase it completely. Make no stray marks on the answer sheet. Do not make any marks on the back of your answer sheet.

Are there any questions about how to darken the circles on your answer sheet?



**SAY** This is your Session 1 test booklet. Do not open your test booklet until I tell you to do so.

**SAY** Look at the cover of your test booklet. Make sure it says “2025 English Language Arts Test Session 1” and . If you do not have the correct booklet, please raise your hand and I will give you the correct one.

Find the word “Name” at the top of the cover. Write your first and last name on the blank line.

**SAY** All of your answers must be marked on your answer sheet and in your test booklet. You may, however, make notes, highlight, or underline in your test booklet as you read.

Are there any questions?

**SAY** Now, look at page 1 in your test booklet. Please read along silently as I read the Tips for Taking the Test aloud to you.

**SAY** Here are some ideas to help you do your best:

Read the whole passage before you answer the questions. Most questions will only make sense after you read the whole passage.

You might need to read the passage more than once to answer a question.

Read each question carefully. Take your time.

A question may include a quote from a passage. You might need to review both the quote and the whole passage to answer the question.

When you write your answers

make sure to answer the whole question;

use examples or details from the text;

write in complete sentences; and

use correct spelling, grammar, capitalization, and punctuation.

Are there any questions?

**SAY** Before each written-response question you will see the sentence, "This question is worth 2 credits."

**Are there any questions?**

*[Faint, illegible text]*

**SAY** Read the passages and answer the questions. All of your answers to the multiple-choice questions must be marked on your answer sheet. All of your written answers must be written in your Session 1 test booklet.

If you need more space to continue or complete an answer, you may use any available





C

... 2 ...  
 ... **not** ...  
 ...  
 ... **not** ...  
 ... 2 ... 2 ...  
 ... **Only** ...  
 ... **must** ...  
 ... **Only** ...

A ...

**SAY** You cannot have any personal communications device, including a cell phone, with you during this test or during any breaks, such as a restroom visit. Such devices include, but are not limited to:

- Cell phones
- iPods and MP3 players
- iPads, tablets, and other eReaders
- Laptops, notebooks, or any other personal computing devices
- Cameras, other photographic equipment, and personal scanning devices
- Wearable devices/smart wearables, including smart watches and health wearables with a display
- Headphones, headsets, or in-ear headphones such as earbuds, and
- Any other device capable of recording audio, photographic, or video content, or capable of viewing or playing back such content, or sending/receiving text, audio, or video messages

If you brought any of these items to the building today, and have not already stored it in your locker or turned it over to me, a test monitor, or school official, you must give it to me now. You may not keep your cell phone or any of these items with you, or near you, including in your pockets, backpack, desk, etc. If you keep a cell phone or any of these items with you, your examination will be invalidated and you will get no score. Is there anyone who needs to give me any of these items now?

This is your last opportunity to do so before the test begins.

...

**SAY** Today, you will be taking the 2025 English Language Arts Test, Session 2.

This test gives you a chance to show your teachers what you have learned in English Language Arts this year. The test will not affect your classroom grade. Your school uses the results of the test to make sure you have the support you need to succeed. Please try your best.

Today, you will read some passages and answer questions about what you have read. You will mark your answers to multiple-choice questions on your Session 2 answer sheet and you will write your responses to the written-response questions directly in your test booklet. Only responses written in your test booklet will be scored. You will have as much time as you need today to answer the questions.

Use only a No. 2 pencil. You may not use a pen.

Are there any questions?

**SAY** This is the answer sheet you will use during today's test session. Look at your answer sheet and make sure your answer sheet says Session 2.

When marking answers on your answer sheet, you must darken the circle for the letter that matches your answer for each question. Be sure to use only a No. 2 pencil. You may not use a pen or highlighter on your answer sheet. When you darken the circles, make heavy black marks.

If you make a mistake, erase it completely. Make no stray marks on the answer sheet. Do not make any marks on the back of your answer sheet.

Are there any questions about how to darken the circles on your answer sheet?

**SAY** This is your Session 2 test booklet. Do not open your test booklet until I tell you to do so.

Look at the cover of your test booklet. Make sure it says "2025 English Language Arts Test Session 2" and . If you do not have the correct booklet, please raise your hand and I will give you the correct one.

Find the word "Name" at the top of the cover. Write your first and last name on the blank line.

**SAY** Now, open your test booklet and look at page 1. You will see Tips for Taking the Test.

*[Faint, illegible text]*

**SAY** Please read along silently as I read the Tips for Taking the Test aloud to you.

*[Faint, illegible text]*

**SAY** Here are some ideas to help you do your best:

Read the whole passage before you answer the questions. Most questions will only make sense after you read the whole passage.

You might need to read the passage more than once to answer a question.



When you see the words GO ON at the bottom of a test booklet page, go on to the next page. When you come to the word STOP, you have reached the end of this test. You may go back and check your work. When you are finished please close your test booklet.

**SAY** Are there any questions?


**SAY** You must work independently, and you may not speak with each other while the test is being administered.

Now, please turn to page 2 and begin.

*[Faint, illegible text, likely bleed-through from the reverse side of the page]*

**STEP SIX**

# Administer the 2025 Grades 4, 5, 6, and 8 Mathematics Paper-Based Test







SAY You may use this graph paper to help you solve the questions on the test. You must record your final answer for each test question on your answer sheet. Anything that you write on the graph paper will not count toward your final score. The graph paper must be returned to me after you complete your test. If you need additional graph paper while you are taking the test, please raise your hand.

SAY This is the answer sheet you will use during today's test session. Look at your answer sheet and make sure your answer sheet says Session 1.

When marking answers on your answer sheet, you must darken the circle for the letter that matches your answer for each question. Be sure to use only a No. 2 pencil. You may not use a pen or highlighter on your answer sheet. When you darken the circles, make heavy black marks.

If you make a mistake, erase it completely. Make no stray marks on the answer sheet. Do not make any marks on the back of your answer sheet.

You may *not* use additional paper for your answers. Only the answers marked on your answer sheet will be scored. However, you may use all available space in your Session 1 test booklet for any calculations or helpful markings you may need to make.

Are there any questions about how to darken the circles on your answer sheet?

SAY This is your Session 1 test booklet. Do not open your test booklet until I tell you to do so.

Look at the cover of your test booklet. Make sure it says "2025 Mathematics Test Session 1" and . If you do not have the correct booklet, please raise your hand and I will give you the correct one.

Find the word "Name" at the top of the cover. Write your first and last name on the blank line.

SAY All of your answers must be marked on your answer sheet. You may, however, make notes, highlight, or underline in your test booklet as you read.

Are there any questions?

SAY 5, 6, 8 Now, open your test booklet and remove your mathematics reference sheet. You can use the reference sheet during this session of the test.





1. n. l. s. n. . A. . . . . " . . . . . n . . . . . l . . . . .  
n . . . . . n . . . . . n . . . . . n . . . . . n . . . . .  
n . . . . . n . . . . . n . . . . . n . . . . . n . . . . .

2. n. n. p. 2025. n. . . . . l . . . . . , n . . . . . n . . . . .  
n . . . . . n . . . . . n . . . . . n . . . . . n . . . . .  
n . . . . . n . . . . . n . . . . . n . . . . . n . . . . .  
n . . . . . n . . . . . n . . . . . n . . . . . n . . . . .  
n . . . . . n . . . . . n . . . . . n . . . . . n . . . . .  
n . . . . . n . . . . . n . . . . . n . . . . . n . . . . .

3. n . . . . . l . . . . . n . . . . . l . . . . . " . . . . .  
n . . . . . l . . . . . n . . . . . n . . . . . l . . . . . n . . . . .  
l . . . . . n . . . . . n . . . . . n . . . . .

4. " . . . . . n . . . . . n . . . . . l . . . . . l . . . . .  
l . . . . . " . . . . . n . . . . . n . . . . . l . . . . .  
l . . . . . l . . . . .







**SAY** If you make a mistake, erase it completely. Make no stray marks on the answer sheet.  
Do not make any marks on the back of the answer sheet. )TJTEMCP /P #Lang (en-US)/MCID11129 BDC BT59

You have a ruler, a protractor, a reference sheet, and a calculator that you can use on the test if they help you answer the question.

Be sure to show your work when asked.

Be sure to explain your answer when asked.

SAY Are there any questions?

Are there any questions?

SAY Before each written-response question you will see how many credits the question is worth. For example, "This question is worth 2 credits."

Are there any questions?

Are there any questions?

SAY For Session 2 multiple-choice questions, you must mark your answers on your answer sheet by darkening the circle for the letter that matches your answer. Only the answers marked on your answer sheet for the multiple-choice questions will be scored. Use only a No. 2 pencil. If you make a mistake on your answer sheet, erase your mistake completely and darken the circle for the letter that matches your answer.

For Session 2 written-response questions, you must write your answers directly in your test booklet in the space provided. You may not use additional paper for your answers. Only the answers written in your test booklet will be scored. Write your answers clearly and legibly. It is important to show all your work when asked as well as your final answer in your test booklet. If you make a mistake, erase it completely or draw a line through it. Use only a No. 2 pencil. You may not use a pen or highlighter to record any of your answers.

When you see the words GO ON at the bottom of a test booklet page, go on to the next page. When you come to the word STOP, you have reached the end of Session 2. You may go back and check your work. When you are finished please place your answer sheet inside the front cover of your test booklet and close your test booklet.

Are there any questions?

Are there any questions?

SAY You must work independently, and you may not speak with each other while the test is being administered.

Now, please turn to page 2 and begin.


Now, please turn to page 2 and begin.







# Administer the 2025 Elementary-Level (Grade 5) and Intermediate-Level (Grade 8) Science Paper-based Tests





All students are prohibited from bringing cell phones and certain other personal electronic devices into a classroom or other location where a State test is being administered. Test proctors and school officials shall retain the right to collect and hold any prohibited personal electronic devices prior to the start of the test administration.











## STEP FOUR Prepare Your Students



**STEP SIX**

# Administer the 2025 Grades 5 & 8 Science Paper-Based Tests

... SAY. ... **not** ...

**G**

... ( ... 5 ... 8 ... ) ...  
... **not** ...  
... 5 ...  
... 8 ...  
... ☒ ...

Any other device capable of recording audio, photographic, or video content, or capable of viewing or playing back such content, or sending/receiving text, audio, or video messages

**SAY** If you brought any of these items to the building today, and have not already stored it in your locker or turned it over to me, a test monitor, or school official, you must give it to me now. You may not keep your cell phone or any of these items with you, or near you, including in your pockets, backpack, desk, etc. If you keep a cell phone or any of these items with you, your examination will be invalidated and you will get no score. Is there anyone who needs to give me any of these items now?

This is your last opportunity to do so before the test begins.

**SAY** Today, you will be taking the 2025 Grade Science Test.

This test gives you a chance to show your teachers what you have learned in Science. The test will not affect your classroom grade. Your school uses the results of the test to make sure you have the support you need to succeed. Please try your best.

You will mark your answers to multiple-choice questions on your answer sheet and you will write your responses to the written-response questions in your test booklet. You will have as much time as you need today to answer the questions.

You may use your ruler and calculator to help you solve some of the problems on the test.

**SAY** This is your test booklet. Do not open your test booklet until I tell you to do so.

Look at the cover of your test booklet. Make sure it says "2025 (insert grade level) Science Test." If you do not have the correct booklet, please raise your hand and I will give you the correct one.

Find the word "Name" at the top of the cover. Write your first and last name on the blank line.

*[Faint, illegible handwriting]*

**SAY** Now, open your test booklet.

Now, look at page 1.

*[Faint, illegible handwriting]*

**SAY** Please read along silently as I read the Tips for Taking the Test aloud to you.

*[Faint, illegible handwriting]*

**SAY** Here are some ideas to help you do your best:

Be sure to read all the directions carefully.

Read each question carefully.

Think about the answer before you write it.

SAY Are there any questions?

SAY You must work independently, and you may not speak with each other while the test is being administered.

Now, please turn to page 2 and begin.

*[Faint, illegible text]*

*[Faint, illegible text]*

*[Faint, illegible text]*

A  $\dots -0.006 \dots 022 \dots 10.5001 \dots (-0.006 \dots 105 \dots -0.006 \dots$





**Test booklets and scoring materials must be kept secure. You are not to discuss the test, show it to anyone, or photocopy the materials, as the security of the test could be breached. However, school personnel may make photocopies of this *Teacher's Directions* if additional copies are needed.**



**2025 Grades 4, 5, 6, and 8**